

WELBRO
PIPE & COUPLING



HALF COUPLINGS TECHNICAL DATA

Overview

Because Welbro is also a coupling manufacturer, it can supply fabricated steel fittings with built-in couplings to use for pipe connections. This allows these fittings to be connected to almost any pipe material including steel, PVC, GRP, ductile iron and others and negates the need for a separate coupling. It is a cost effective and efficient solution for instances where a connection is otherwise not possible or not available.

Types of fittings

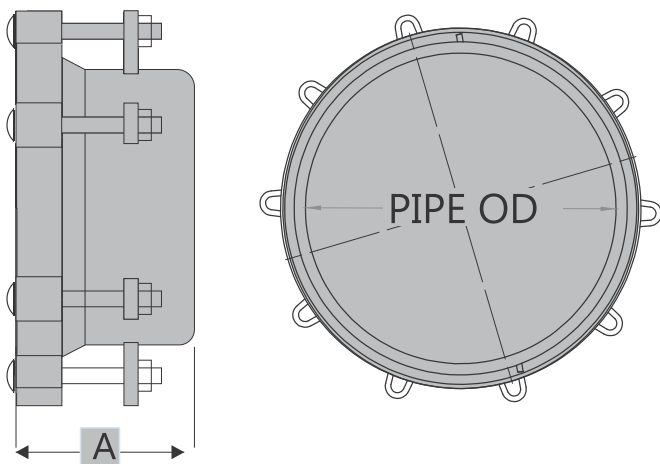
Welbro can supply socketed ends for the following types of fabricated steel fittings:

- Short Radius Bends
- Medium Radius Bends
- Long Radius Bends
- Standard Tees
- Gusseted Tees
- Lateral Tees
- Sweep Tees
- Any special combination of fittings and/or pipe ends

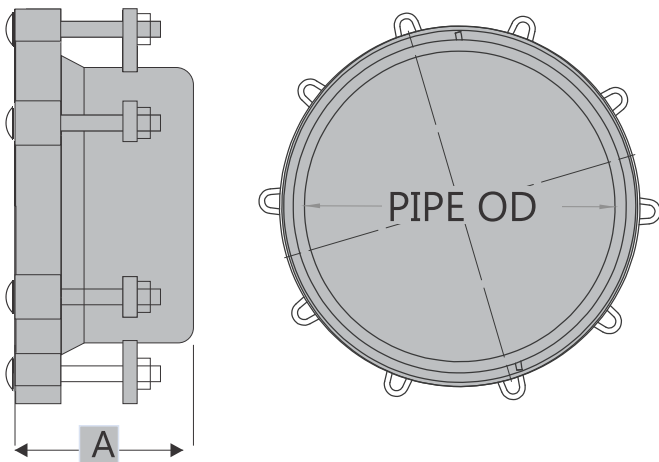
Benefits

Socketed ends provide the full benefits of Welbro wide range couplings including

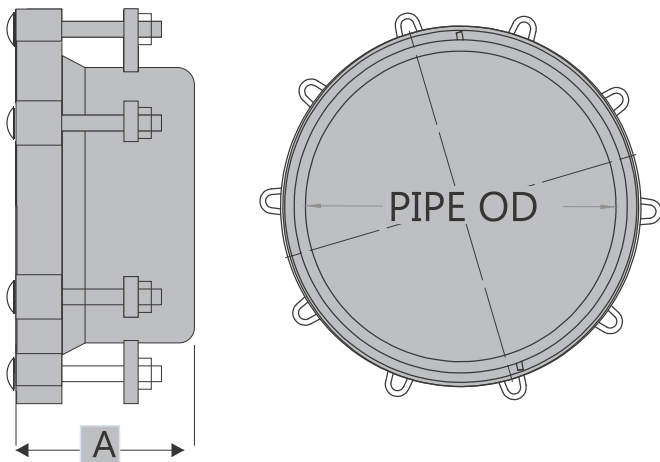
- Wide Range capability meaning the socket can accommodate a wide range of materials and some ovality.
- Ease of installation
- Proper and guaranteed sealing using the standard rubber gaskets used in Welbro couplings
- Corrosion protection



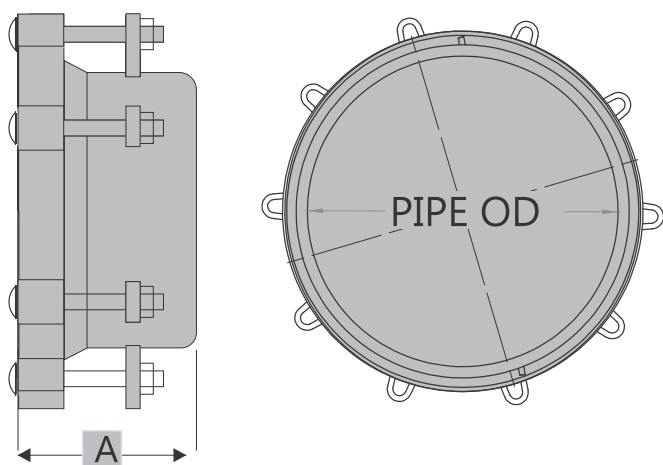
HALF COUPLINGS				HDG FASTENERS				
DN	ID	Range	Gasket Section	Product Code	Sleeve Length	Coupling Height	Fasteners	
							Nr	Size
50	68	57-67	Moulded	WBH0500	100	155	4	M12x115
65	81	59-79	Moulded	WBH0650	100	155	4	M12x115
80	95	74-93	Moulded	WBH0800	100	155	4	M12x115
80/2	106	88-104	Moulded	WBH0802	100	155	4	M12x115
100	121	98-118	Moulded	WBH1000	100	155	4	M12x115
100/2	131	108-128	Moulded	WBH1002	100	155	4	M12x115
125	156	132-154	Moulded	WBH1250	100	155	4	M12x115
150	173.5	150-170	Moulded	WBH1500	100	155	4	M12x115
150/2	121	159-187	Moulded	WBH1502	100	170	4	M12x115
150/3	131	180-200	Medium	WBH1503	100	170	4	M12x115
175	210	192-209	Medium	WBH1750	100	170	4	M12x115
200	225	205-223	Medium	WBH2000	100	170	4	M12x115
200/2	245	218-243	Medium	WBH2002	100	170	4	M12x115



HALF COUPLINGS				HDG FASTENERS				
DN	ID	Range	Gasket Section	Product Code	Sleeve Length	Coupling Height	Fasteners	
							Nr	Size
225	256	235-253	Medium	WBH2250	100	170	6	M12x115
250	280	268-278	Medium	WBH2500	100	170	6	M12x115
250/2	299	275-295	Medium	WBH2502	100	170	6	M12x115
275	321	302-318	Medium	WBH2750	100	170	6	M12x115
300	330	315-328	Medium	WBH3000	100	170	6	M12x115
300/2	354	334 - 350	Large	WBH3002	100	190	8	M12x115
300/3	375	356 - 372	Large	WBH3003	100	190	8	M12x115
350	363	344 - 360	Large	WBH3500	100	190	8	M12x115
350/2	394	374-391	Large	WBH3502	100	190	10	M12x115
400	413	391-410	Large	WBH4000	100	190	10	M12x115
400/2	421	401-417	Large	WBH4002	100	190	10	M12x115
400/3	440	417-437	Large	WBH4003	100	190	10	M12x115
400/4	449	430-446	Large	WBH4004	100	190	10	M12x115



HALF COUPLINGS				HDG FASTENERS				
DN	ID	Range	Gasket Section	Product Code	Sleeve Length	Coupling Height	Fasteners	
							Nr	Size
450	463	444-460	Large	WBH4500	100	190	12	M12x115
450/2	478	458-474	Large	WBH4502	100	190	12	M12x115
450/3	496	477-493	Large	WBH4503	100	190	12	M12x115
450/4	537	518-534	Large	WBH4504	100	190	12	M12x115
500	513	494-510	Large	WBH4000	100	190	14	M12x115
500/2	549	535-545	Large	WBH5002	100	190	14	M12x115
500/3	596	583-593	Large	WBH5003	100	190	14	M12x115
550	575	559-571	Large	WBH5500	100	190	14	M12x115
600	620	606-616	Large	WBH5000	100	190	14	M12x115
600/2	642	629-638	Large	WBH6002	100	190	14	M12x115



1. End Rings

Mild Steel to BS EN 10025:2004 or Grade CQ

2. Half Coupling Sleeve

Mild Steel to BS EN 10025:2004 or Grade CQ

3. Rubber Gasket

EPDM Grade E to BS 2494 1990 or SANS974 Related ISO4633

4. Bolts

Steel to BS970 Grade 070

DN50 to DN600/2: M12 x 120 Bolts and Nuts

Studs are of square cup design to enable one-handed tightening

Bolts are hot dipped galvanised to SANS763

5. Coating

Supplied uncoated

6. SABS Standard

Compliant with SANS1808-2: 2017

While every effort has been made to ensure that the information in this document is correct and accurate at the time of publishing, WELBRO assumes no responsibility or liability for typographical errors or omissions or of for any misinterpretation of the information contained within the publication and reserves the right to change any information contained herein without notice.

Users of any WELBRO product or information within this document must make their own assessment of suitability for their particular application. Product dimensions are nominal only, and should be verified if critical to a particular installation. No warranty is either expressed, implied, or statutory made by WELBRO unless expressly stated in any sale and purchase agreement entered into between WELBRO and the user.



CONTACT DETAILS

Sales and Distribution

Office: + 27 10 065 1660

Email: sales@welbropipe.co.za

Physical Address

Corner of

Buite and Jacoba Street

Alberton North

Website

www.welbropipe.co.za